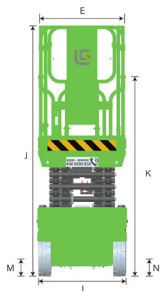
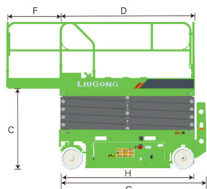
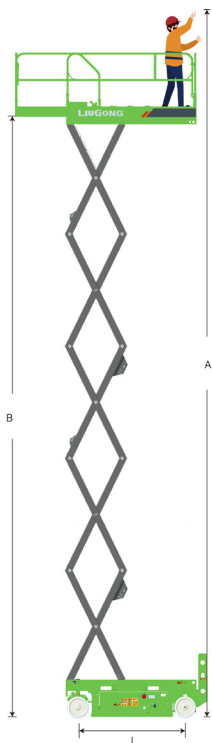




Working Height Max. 10 m (32'10")
Overall Lift Capacity Max. 450 kg (992 lb)
Overall Width 1.19 m (3'11")
Overall Length 2.49 m (8'2")
Overall Weight 2,520 kg (5,555 lb)

LS0812H **Electric Scissor Lift H-Drive**

LS0812H SPECIFICATIONS >>>



DIMENSIONS

A. Working Height Max.	10 m (32'10")
B. Platform Height Max.	8 m (26'3")
C. Platform Height (Stowed)	1.22 m (4')
D. Platform Length	2.28 m (7'6")
E. Platform Width	1.15 m (3'9")
F. Extension Deck (Roll Out)	0.9 m (2'11")
G. Overall Length	2.49 m (8'2")
H. Overall Length (Without Ladder)	2.29 m (7'6")
I. Overall Width	1.19 m (3'11")
J. Stowed Height (Rails Up)	2.36 m (7'9")
K. Stowed Height (Rails Down)	1.8 m (5'10")
L. Wheelbase	1.88 m (6'2")
M. Ground Clearance (Pothole Raised)	100 mm (4")
N. Ground Clearance (Pothole Deployed)	20 mm (0.8")

PRODUCTIVITY

Overall Lift Capacity Max.	450 kg (992 lb)
Extension Deck Capacity	120 kg (264 lb)
Platform Occupancy Max. (Indoor/Outdoor)	2 / 1
Drive Speed (Stowed)	2 km/h (1.24 mph)
Drive Speed (Raised)	0.4 km/h (0.25 mph)
Turning Radius (Inside/Outside)	0.24 / 2.39 m (9" / 7'10")
Lift/Lower Time	43 / 35 s
Gradeability	25 %
Tilt Sensor Activation	X 1.5° / Y 3°
Tire Size (Solid Non-marking)	381 x 127 mm (1'3" x 5")

POWER

Battery	24 V / 225 Ah
Lithium Battery (Optional)	24 V / 230 Ah
Charger	24 V / 30 A
Lift Motor	24 V / 3.3 kW
Hydraulic System Volume	23 L (6 gal)
Hydraulic Tank Capacity	20 L (5 gal)

WEIGHT

Overall Weight	2,520 kg (5,555 lb)
----------------	---------------------